



MOSKITO FREE| 900160

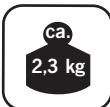

Moskitonetz-Zelt für Markise | Mosquito net tent for awning

LIEFERUMFANG

1 Moskitonetz-Zelt, Heringe, Packtasche,


ASSEMBLY PARTS LIST

1 Mosquito net tent, pegs, packing bag



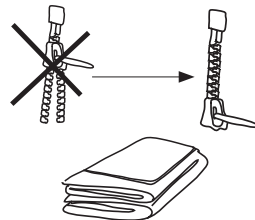
VORBEREITUNG / PREPARATION

①



1. Untergrund reinigen
Clean the undergrowth

②



2. Reißverschlüsse schließen
Close the door zippers

B Verstellbare Bänder mit Haken/
Adjustable straps with hooks



A Anbindung ans Fahrzeug /connection to vehicle
Moskitonetz-Zelt mittels der Haken an den verstellbaren Bändern an den Markisenarmen befestigen.
Attach the mosquito net tent to the awning arms using the hooks on the adjustable straps.



C Fixieren und spannen mit Heringen/
Fasten and tension with pegs

